



## MODEL: PLO06 LED BRASS TIKI 7"

**APPLICATION:**

- Paths, Walkways, Patios and Small Areas

**CONSTRUCTION:**

- Solid Brass

**LED LIFE EXPECTANCY (TM-21 DATA):**

- Greater than 60,000 hours (greater than 20 years at 8 hours per day)

**DRIVER SYSTEM:**

- External Driver reduces heat while extending the life of electronic components

**INPUT VOLTAGE RANGE:**

- 10.5 to 18 Volts AC or DC

**DELIVERED LUMENS (3000K): IES FILES AVAILABLE UPON REQUEST**

- 4.6 VA- 160 lm

**INSTALLATION AND HARDWARE:**

- Ground Stake Included

**LEAD WIRES:**

- ULECC 18 AWG Tinned Copper Wire
- 27 inch length

**ELECTRONICS WARRANTY:**

- 20 Years

**CERTIFICATION:**

- UL1838 Low Voltage Landscape Lighting

**POWER CONSUMPTION/AVAILABLE MODELS:**

- See Power Consumption / Model Availability Table (next page)





**AVAILABLE FINISHES:**

- Solid Brass

\* Brass fixtures will patina over time as they are exposed to outdoor elements. Image shown above reflects this change that will occur.

**ORDERING CODES**

(CHOOSE 1 ITEM FROM EACH COLUMN BELOW) EX: PLO06 LED

Model #	Light Output		
PLO06 LED	(blank)	3000K Warm White	
	2700K	2700K Warm White	
	5000K	5000K Neutral White	
	AMB	Amber	
	BLU	Blue	
	RBL	Royal Blue	
	GRN	Green	
	RED	Red	



SOLID BRASS





## POWER CONSUMPTION / MODEL AVAILABILITY

Light Output	20W	
	Watts	VA
3000K	2.8	4.6
2700K	2.8	4.6
5000K	2.8	4.6
AMB	3.5	5.5
BLU	2.8	4.6
RBL	2.8	4.6
GRN	2.9	4.6
RED	2.2	4.0

■ Dark gray background indicates stock items. Non-stock items require a 10 business day lead time.